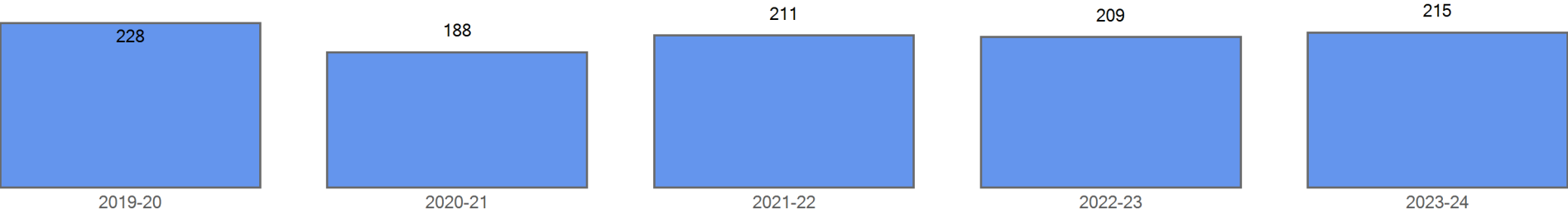


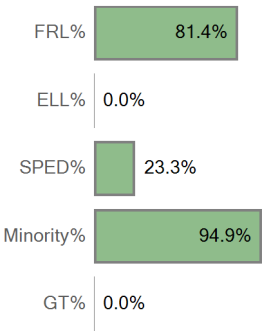
2023-24 School Choice and Enrollment Snapshot
Pascual LeDoux Academy - 158

Five-Year Enrollment Trend

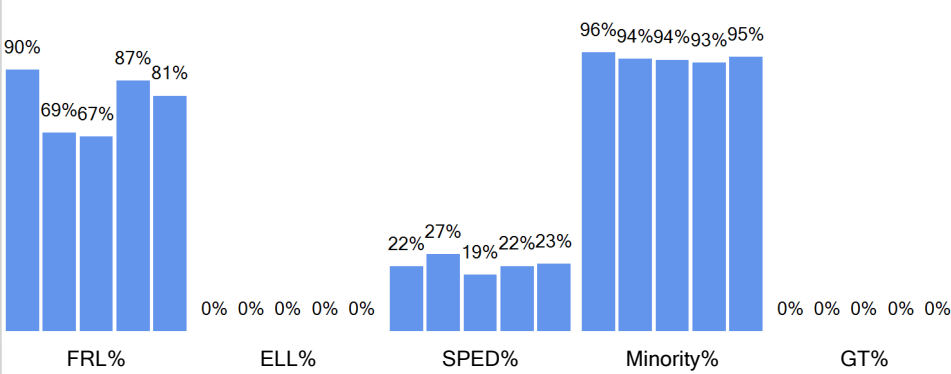


Enrollment by Demographics	2019-20	2020-21	2021-22	2022-23	2023-24
FRL	206	129	142	181	175
FRL%	90.4 %	68.6 %	67.3 %	86.6 %	81.4 %
ELL	0	0	0	0	0
ELL%	0.0 %	0.0 %	0.0 %	0.0 %	0.0 %
SPED	51	50	41	47	50
SPED%	22.4 %	26.6 %	19.4 %	22.5 %	23.3 %
Minority	220	177	198	194	204
Minority%	96.5 %	94.1 %	93.8 %	92.8 %	94.9 %
GT	0	0	0	0	0
GT%	0.0 %	0.0 %	0.0 %	0.0 %	0.0 %

Current Year Enrollment

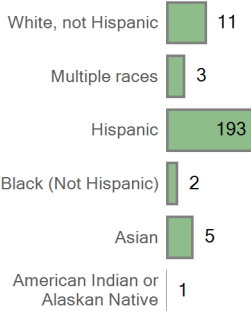


Five Year Enrollment by Demographics

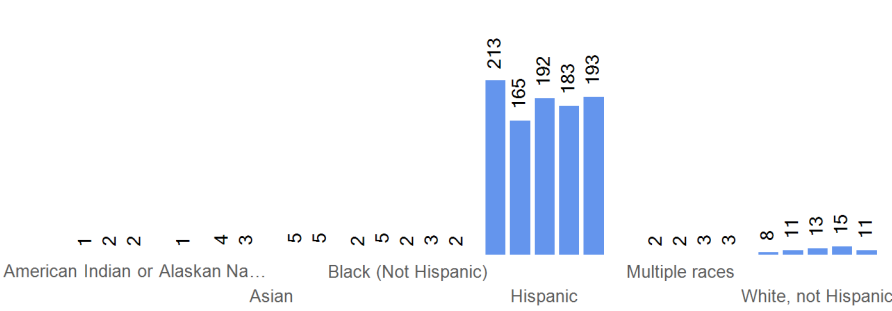


Enrollment by Ethnicity	2019-20	2020-21	2021-22	2022-23	2023-24
American Indian or	1	2	2		1
Asian	4	3		5	5
Black (Not Hispanic)	2	5	2	3	2
Hispanic	213	165	192	183	193
Multiple races		2	2	3	3
White, not Hispanic	8	11	13	15	11

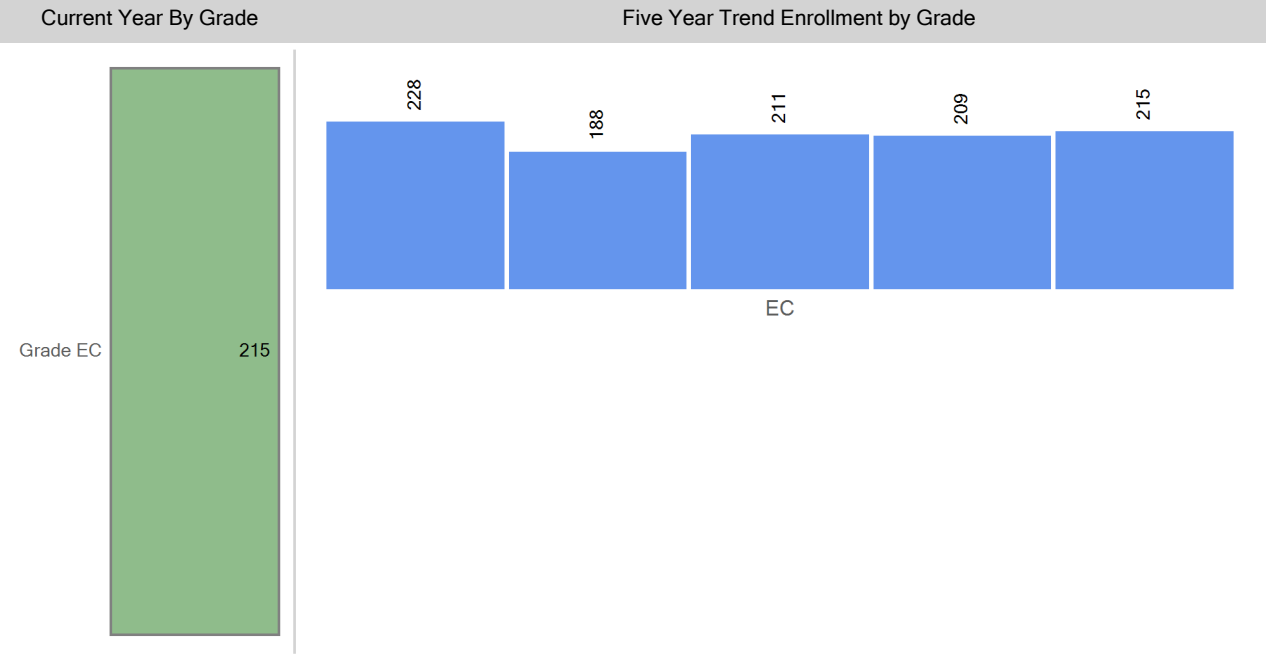
Current Year by Ethnicity



Five Year Trend Enrollment by Ethnicity



Enrollment by Grade	2019-20	2020-21	2021-22	2022-23	2023-24
Grade EC	228	188	211	209	215



Choice In by Grade	2019-20	2020-21	2021-22	2022-23	2023-24
--------------------	---------	---------	---------	---------	---------

Current Choice In By Grade	Five Year Trend Choice In by Grade
----------------------------	------------------------------------

Boundary Attend - Grade EC is excluded

Boundary Attend	2019-20	2020-21	2021-22	2022-23	2023-24
Boundary Attend Counts	0	0	0	0	0
Total Enrollment	0	0	0	0	0
Boundary Attend Percentages	NaN	NaN	NaN	NaN	NaN

Five Year Boundary Attend Trend

2019-2020212021-222022-232023-24

Boundary Attend Demographics	2019-20	2020-21	2021-22	2022-23	2023-24
------------------------------	---------	---------	---------	---------	---------

Current Boundary Attend	Five Year Boundary Attend Trend by Demographics
-------------------------	---

FRL%ELL%SPED%Minority%GT%

Boundary Attend Ethnicity	2019-20	2020-21	2021-22	2022-23	2023-24
---------------------------	---------	---------	---------	---------	---------

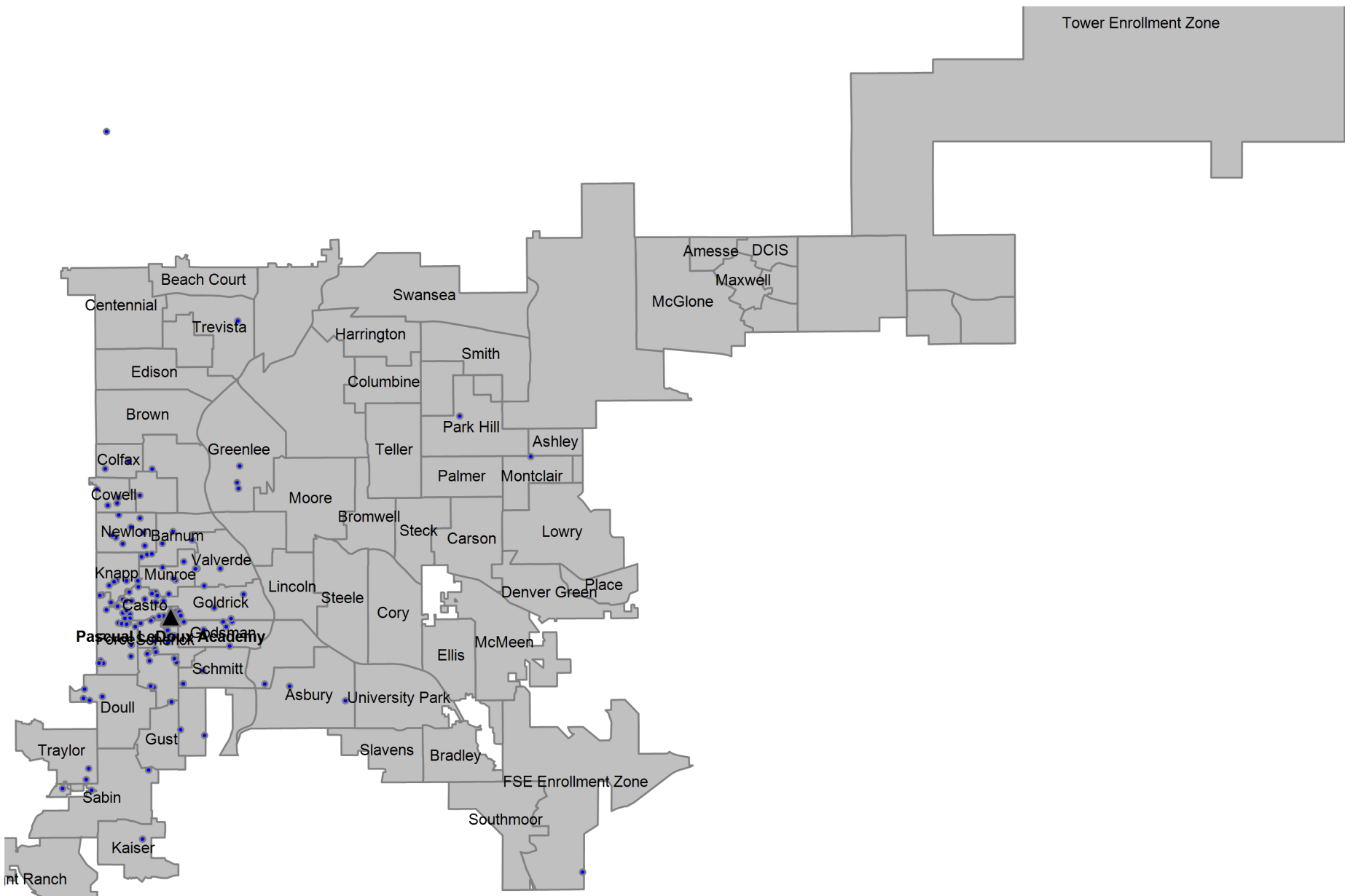
Boundary Attend by Ethnicity	Five Year Boundary Attend Trend by Ethnicity
------------------------------	--

Boundary Attend by Grade	2019-20	2020-21	2021-22	2022-23	2023-24
--------------------------	---------	---------	---------	---------	---------

Current Boundary Attend	Five Year Trend Boundary Attend by Grade
-------------------------	--

Choice Out - Grade EC is excluded

Enrollment Map



Definitions

Boundary Student/Boundary Attend: A student is considered a boundary attend student when they live within a boundary or enrollment zone and attend the boundary school or an enrollment zone school.

Choice In: A choice in student is a student that has choiced out of their boundary or enrollment zone school.

Choice Out: A choice out student is a student that does not attend their boundary or enrollment zone school. A student that moved out of their original boundary but still attends the same school is choice out student.

ELA: An ELA student is an English learner. In this report, ELA students that are counted include students that have not yet exited the ELA program, students that have exited the ELA program, and students that have not yet been identified as an English learner or not.

Enrollment Zone: Within DPS, an enrollment zone is a geographic area where the students living within it are guaranteed a seat at one of several schools, not just one particular school. There are many benefits to a shared-access zone, including: increased access to high-performing schools; increased access to transportation options; priority over students who don't live in that area; and access to different types of school programs.

FRL: An FRL student is a student that qualifies for free or reduced price lunch based on income and household size.

Minority: A minority student is a student that has a race/ethnicity other than White.

ELL: An ELL student is an English language learner. In this report, ELL students that are counted include students that have not yet exited the ELA program, students that have exited the ELA program, and students that have not yet been identified as an English language learner.

SPED: A SPED student is a student with an identified disability at the time of October Count.

Students in the Boundary or Zone: Students in the boundary or zone refers to the students that live in the boundary or enrollment zone regardless of where they attend school.

Total Enrollment: Total enrollment is defined as the total number of students attending the school at the time of October Count.