

2018-19 School Choice and Enrollment Snapshot

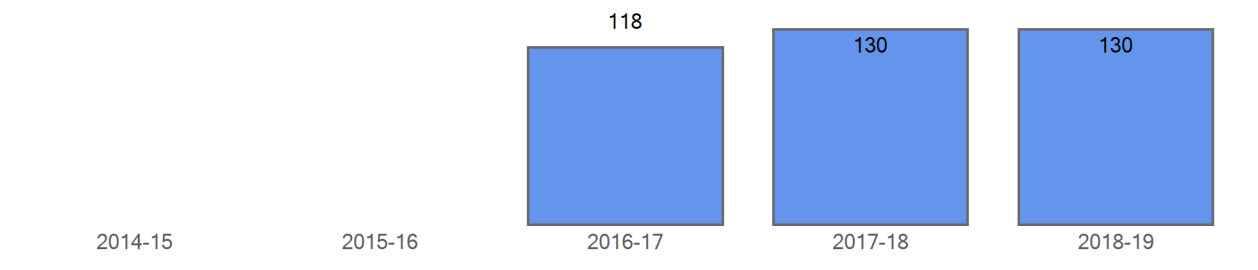
Sandra Todd-Williams Academy - 308

Enrollment

School Contract Information

Instructional Superintendent	
Principal	LESLIE HARVEY
Phone Number	(720)484-8240
Address	4909 CATHAY ST 80249
Principal Group	Network 7
School Type	Elementary
Planning Region	FNE

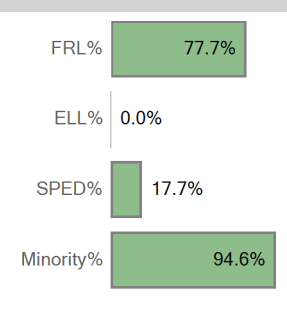
Five-Year Enrollment Trend



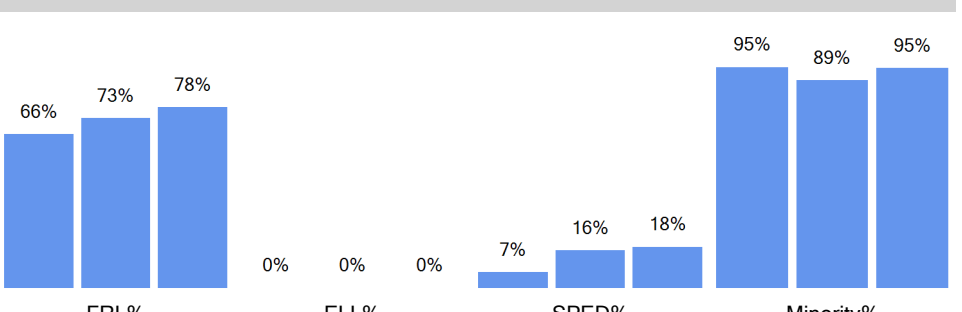
Enrollment by Demographics

	2014-15	2015-16	2016-17	2017-18	2018-19
FRL			78	95	101
FRL%			66.1 %	73.1 %	77.7 %
ELL			0	0	0
ELL%			0.0 %	0.0 %	0.0 %
SPED			8	21	23
SPED%			6.8 %	16.2 %	17.7 %
Minority			112	116	123
Minority%			94.9 %	89.2 %	94.6 %

Curent Year Enrollment



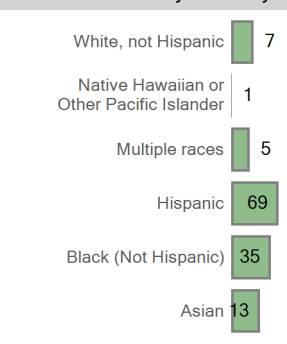
Five Year Enrollment by Demographics



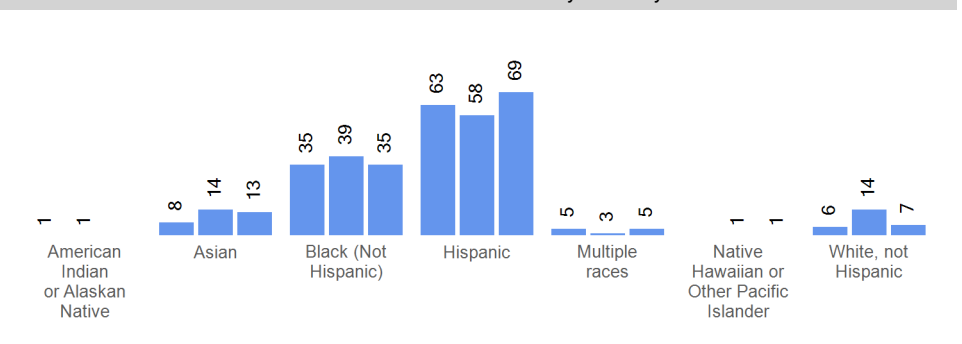
Enrollment by Ethnicity

	2014-15	2015-16	2016-17	2017-18	2018-19
American Indian or Alaskan			1	1	
Asian			8	14	13
Black (Not Hispanic)			35	39	35
Hispanic			63	58	69
Multiple races			5	3	5
Native Hawaiian or Other				1	1
White, not Hispanic			6	14	7

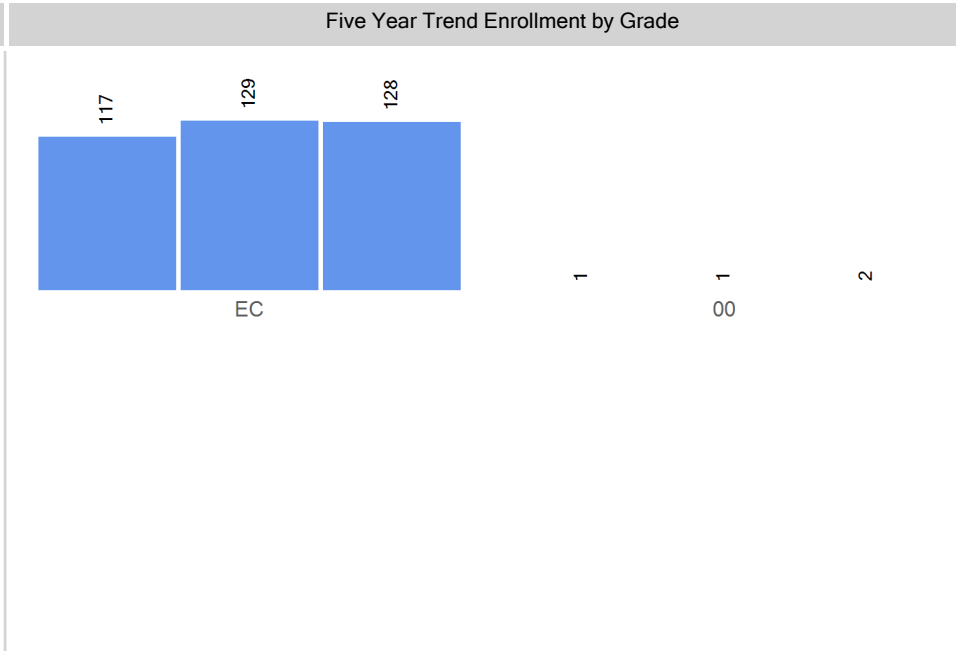
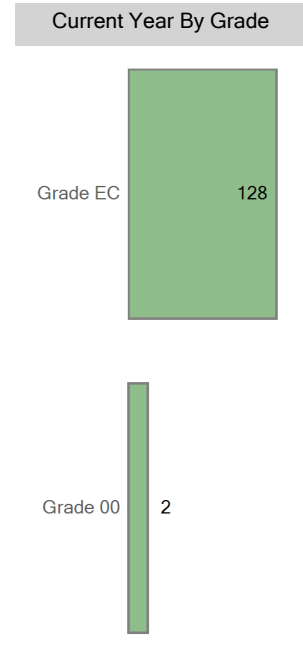
Curent Year by Ethnicity



Five Year Trend Enrollment by Ethnicity



Enrollment by Grade	2014-15	2015-16	2016-17	2017-18	2018-19
Grade EC			117	129	128
Grade 00			1	1	2



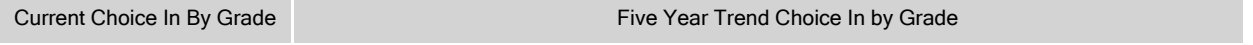
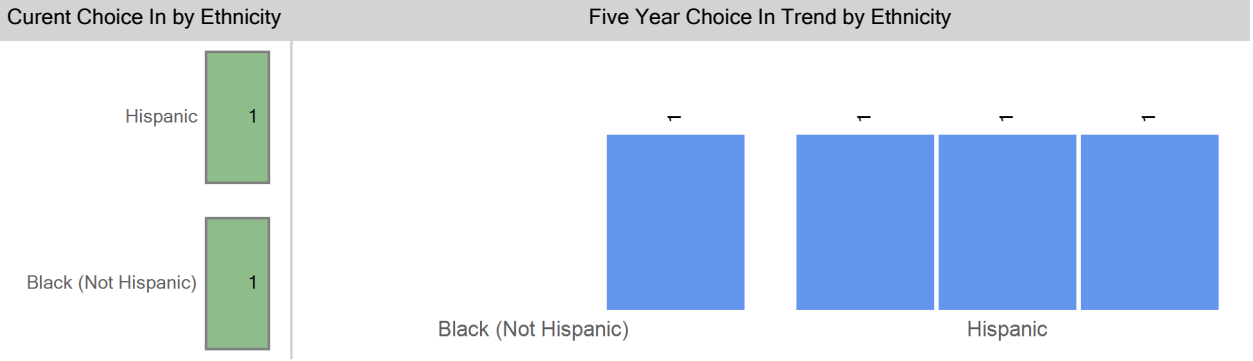
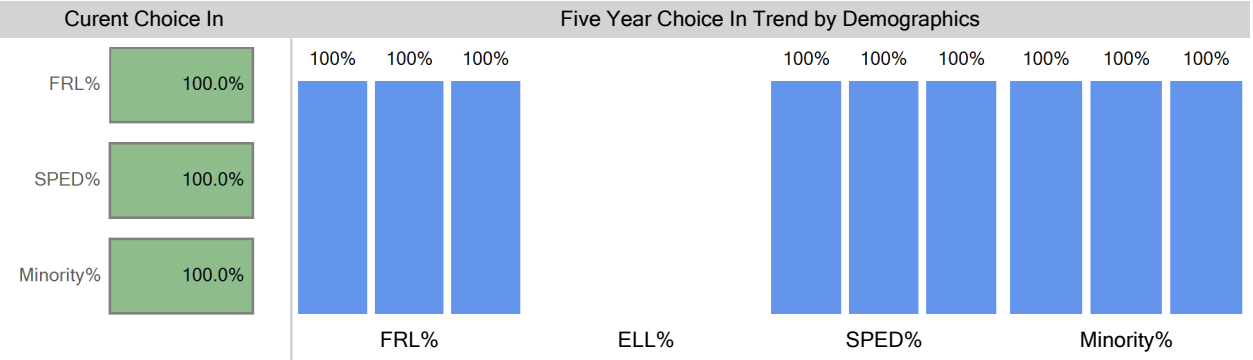
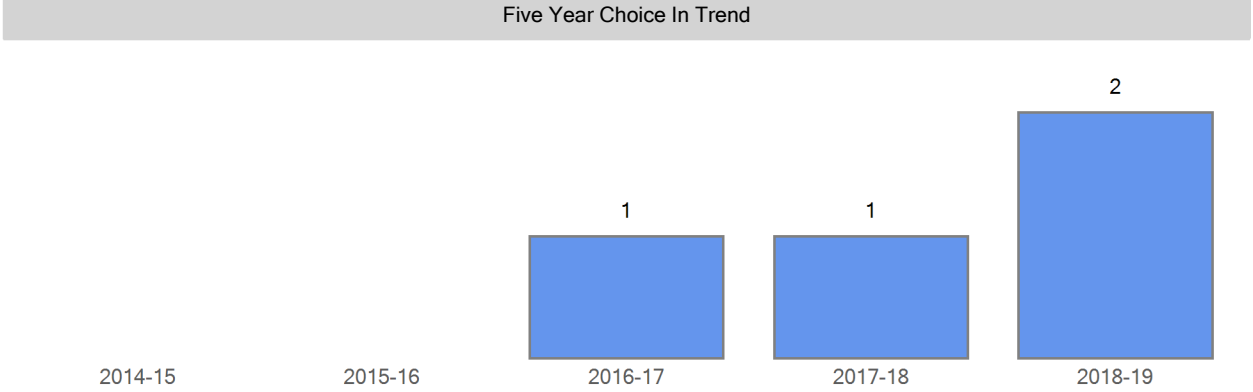
Choice In

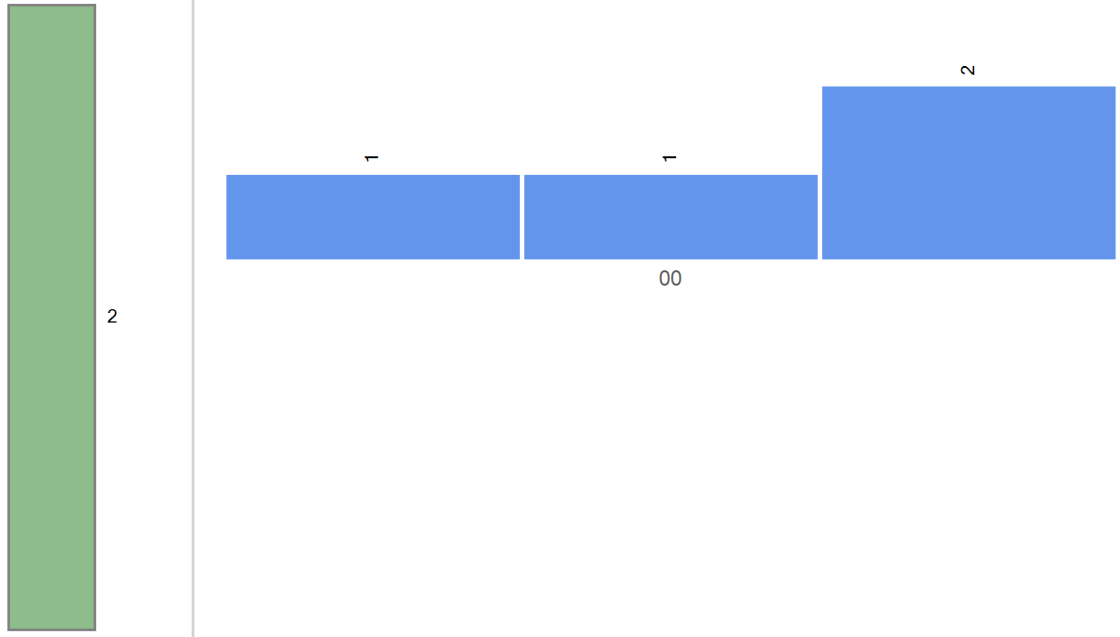
Top 10 Boundaries or Zones from which Students Chooiced in (count of students)	
Marrama Elementary School	1
McGlone Academy	1

Choice In Demographics	2014-15	2015-16	2016-17	2017-18	2018-19
FRL					
FRL%			100.0 %	100.0 %	100.0 %
SPED			1	1	2
SPED%			100.0 %	100.0 %	100.0 %
Minority			1	1	2
Minority%			100.0 %	100.0 %	100.0 %

Choice In Ethnicity	2014-15	2015-16	2016-17	2017-18	2018-19
Black (Not Hispanic)					1
Hispanic			1	1	1

Choice In by Grade	2014-15	2015-16	2016-17	2017-18	2018-19
Grade 00			1	1	2



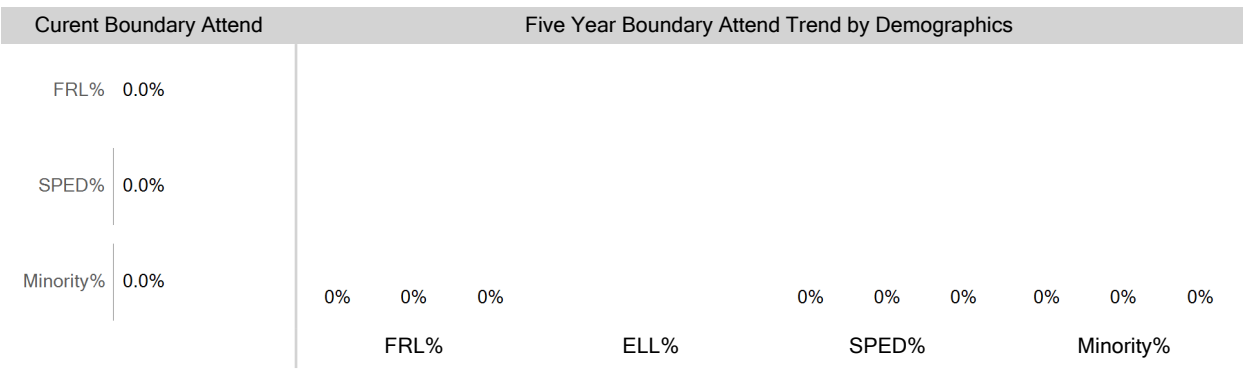


Boundary Attend

Five Year Boundary Attend Trend



Boundary Attend Demographics	2014-15	2015-16	2016-17	2017-18	2018-19
FRL					
FRL%			0.0 %	0.0 %	0.0 %
SPED			0	0	0
SPED%			0.0 %	0.0 %	0.0 %
Minority			0	0	0
Minority%			0.0 %	0.0 %	0.0 %



Boundary Attend Ethnicity	2014-15	2015-16	2016-17	2017-18	2018-19
Black (Not Hispanic)					0

Boundary Attend by Ethnicity

Five Year Boundary Attend Trend by Ethnicity

Hispanic			0	0	0
----------	--	--	---	---	---

Hispanic 0

Black (Not Hispanic) 0

Black (Not Hispanic) 0 0 0 0
Hispanic

Boundary Attend by Grade	2014-15	2015-16	2016-17	2017-18	2018-19
Grade 00			0	0	0

Current Boundary Attend	Five Year Trend Boundary Attend by Grade			
-------------------------	--	--	--	--

Grade 00

0 0 0
00

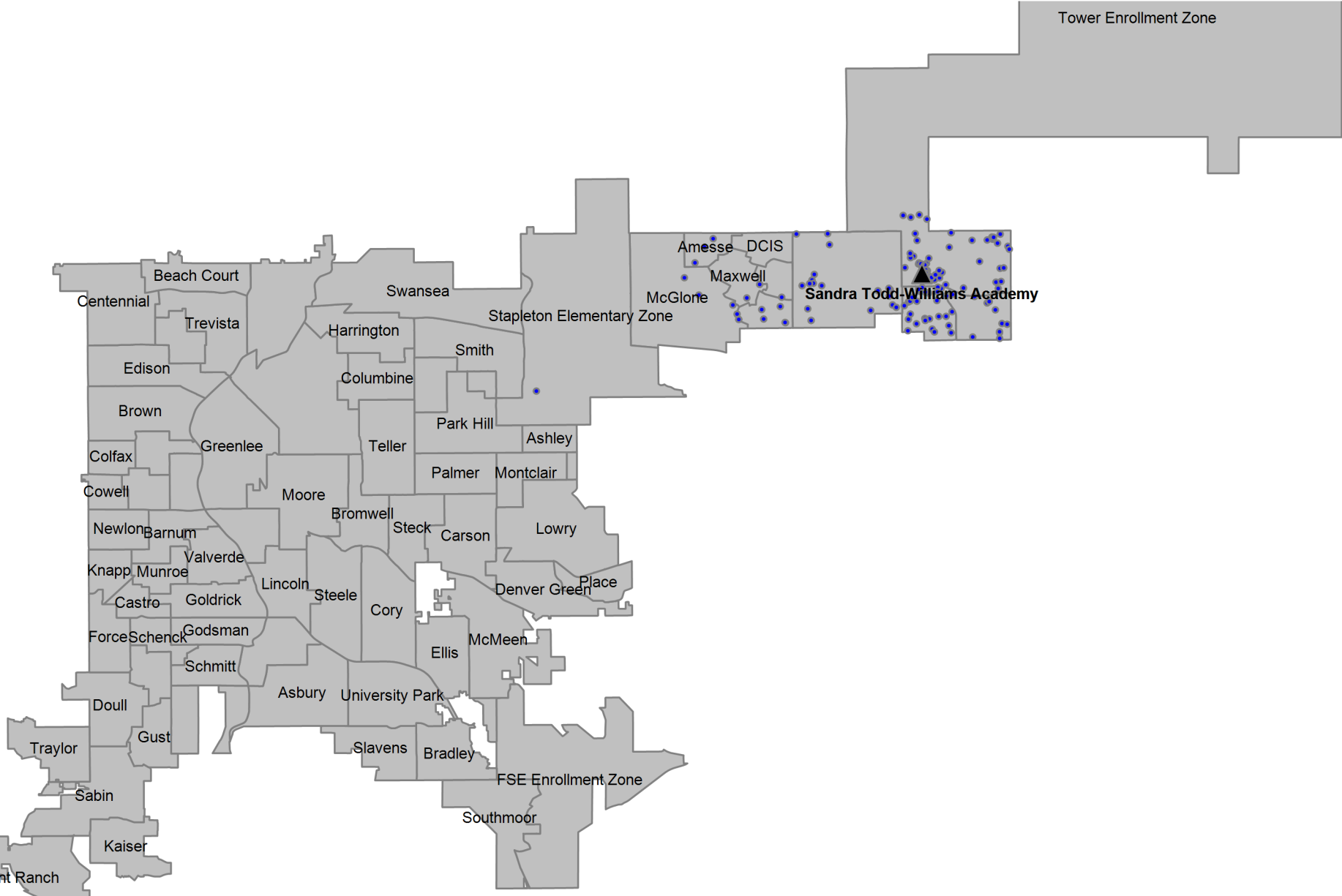
Choice Out

Choice Round 1 WaitList for the 2018-19 School Year

Grade	Round 1 Waitlist
00	0
EC	104

Round 1 waitlist totals include all applicants

2018-19 Enrollment Map



Definitions

Boundary Student/Boundary Attend: A student is considered a boundary attend student when they live within a boundary or enrollment zone and attend the boundary school or an enrollment zone school.

Choice In: A choice in student is a student that has choiced out of their boundary or enrollment zone school.

Choice Out: A choice out student is a student that does not attend their boundary or enrollment zone school. A student that moved out of their original boundary but still attends the same school is choice out student.

ELA: An ELA student is an English learner. In this report, ELA students that are counted include students that have not yet exited the ELA program, students that have exited the ELA program, and students that have not yet been identified as an English learner or not.

Enrollment Zone: Within DPS, an enrollment zone is a geographic area where the students living within it are guaranteed a seat at one of several schools, not just one particular school. There are many benefits to a shared-access zone, including: increased access to high-performing schools; increased access to transportation options; priority over students who don't live in that area; and access to different types of school programs.

FRL: An FRL student is a student that qualifies for free or reduced price lunch based on income and household size.

Minority: A minority student is a student that has a race/ethnicity other than White.

ELL: An ELL student is an English language learner. In this report, ELL students that are counted include students that have not yet exited the ELA program, students that have exited the ELA program, and students that have not yet been identified as an English language learner.

SPED: A SPED student is a student with an identified disability at the time of October Count.

Students in the Boundary or Zone: Students in the boundary or zone refers to the students that live in the boundary or enrollment zone regardless of where they attend school.

Total Enrollment: Total enrollment is defined as the total number of students attending the school at the time of October Count.